

XLANDER

STUBBLE CULTIVATOR

The evolution of a unique cultivator



OVLAC

MORE THAN 85 YEARS OF EXPERIENCE

In tillage equipment

Ovlac is a **family-owned company** which has been manufacturing farming equipment since 1936. Since its beginnings, Ovlac has focused its activity in manufacturing mouldboard ploughs, which have been the company's flagship product for decades and still is today.

Over the last 15 years, the **Ovlac** product range has expanded to include other soil working tools such as Cultivators, Chisels and Short Disc Harrows. Today, Ovlac is being run by its third generation and its the biggest Spanish soil working equipment manufacturer.

Ovlac exports around 60% of its production to more than 20 countries.

Competitive and demanding markets such as France, Germany and the United Kingdom, or beyond Europe to the likes of Chile, South Africa, New Zealand or China.

Thanks to our state of the art manufacturing techniques, and our in-house R&D department, we can guarantee a high quality throughout our products.

Ovlac is determined to produce products of the highest quality, this is ingrained into our day-to-day manufacturing processes. Every step and decision taken in our company is carried out to meet our main goal: to offer our clients reliable products they can be proud of.





ovlac





XLANDER

A great range

In 2006, **Ovlac** revolutioned the market of the tine cultivators with the popular **Minichisel**. Its innovative rubber-based safety device, which until then had only been used on short disc harrows, was an undeniable improvement on traditional spring systems.

- 100% maintenance-free due to the absence of pivoting elements (bushes and pins).
- The slackening of brackets was just impossible due to the absence of wear and tear on the articulation elements.
- Tripping height of more than 30 cm, way more than the spring systems which ranged from 8 to 18 cm. This allowed the Minichisel tines to overcome any obstacle without raising the machine as a whole or causing any damage.
- Protected frame. Rubber elements protect the frame from excessive stress caused by the metal-to-metal contact of traditional devices.
- Totally silent during operation.

After several thousand units sold, **Ovlac** launched the next generation, the logical evolution of the Minichisel, the **XLander**, with the same core as the Minichisel but with important innovations resulting from accumulated experience: offset arms for better waste flow, a tougher construction based on an oversized central chassis and a whole range of new rear accessories to make the **XLander** the most versatile tool. **A true Swiss Army Knife.**

QUALITY MANUFACTURING

Ovlac follows a multi-checkpoint process, which starts with the choice of the highest quality raw materials and the most modern and precise production tools to provide a perfect finish. In line with this philosophy, High Elastic Limit (HEL) steels are used at all critical points. In addition, all the main elements (frame, headstock, brackets) are robot-welded, which guarantees their robustness and reliability. In addition, the wearing parts feature the highest quality. The heat treatment of the shares, knives, boards, etc., is of top quality to ensure reduced and regular wear.



XLander 's video

MOUNTED RANGE

A wide range for all needs

The **XLander** is available in 2 or 3 rows and in widths ranging from 2.5 to 7.35 m for the mounted versions and from 7 to 10 m for the trailed GC version.

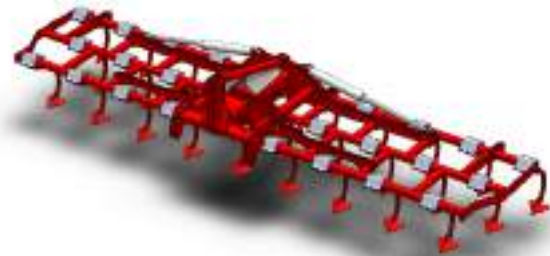

This means that you will always find the right **XLander** for your farm and your tractor.

Unlike the previous version of the Minichisel, the **XLander** folds in 2, which has several advantages. Firstly, the two side frames leave from an oversized central frame made of high-elastic-limit steel, which makes the **XLander** extremely robust. Secondly, the 2-sides folding allows the transport width to be limited to just 2.5 m for versions up to 5.75 m.

Versions over 5.75 m are fitted with a central chassis designed to withstand the stress of these large dimensions, increasing the transport width to 3 m.

FEATURES

- 2 or 3 rows of staggered arms for a "V" flow that allows the circulation of abundant trash.
- 74 cm clearance (depending on the type of share fitted).
- Row spacing 86 cm (2 rows) / 63 cm (3 rows).
- Tine spacing 27 cm (2 rows) or 23 cm (3 rows).
- 300 kg breakaway force.
- Wide range of accessories (see pages of accessories).





Low storage space requirements.



TRAILED RANGE - GC

Sweep away the hectares!

The GC version of the **XLander** is the solution for high horsepower tractors from 250 to 500 hp. The output can reach up to 8 ha/h* thanks to the width of 7.15 to 10.00 m and the working speed of up to 10 km/h depending on the soil and working conditions.

A key point is that the transport wheels are at the front part the cultivator when working unlike many trailed implements of this type. In this way, these large wheels can be used for optimum depth control even in very adverse conditions and, in addition, they do not roll on the worked soil.

In addition, two hydraulic memories, which control the working depth and the angle of attack of the tines (third point function), make this implement really user-friendly, as they allow you to return to the preset settings after manoeuvres at the headlands or after an adjustment change in a particular area.

* The **XLander GC** can be adjusted according to the type of task and the soil being worked.

FEATURES

- 3 rows of tines in staggered rows for a "V" flow that allows the circulation of abundant trash.
- 74 cm under-frame clearance (depending on the type of share fitted).
- Row spacing 63 cm.
- Tine spacing 23 cm.
- Breakaway force 300 kg.
- Wide range of accessories.
- 2 hydraulic memories for an easy operation.
- Side wheels for depth control and central wheels for control and transport.



Perfect finish, typical of a seedbed cultivator, thanks to the levelling boards and the rear roller.



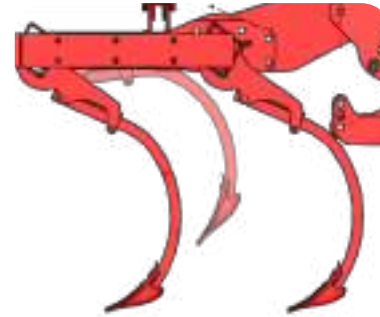




MAIN ARGUMENTS



The offset of the tines in the same row avoids a «raking» effect. Well on the contrary, they create a slanting flow of trash thus ensuring a clog-free work.



The Xlander tines trigger height of 30cm means that any obstacle can be easily overcome without lifting the whole machine or causing any damage to it.



All folding versions of the Xlander are equipped with a hydraulic lock as standard for safe road transport.



Not all “rubbers” are the same: Experience is a measure of quality and in this case, years of work have shown us that not just any elastomer will do. We use compounds that we know from experience keep their mechanical properties over the years. They are also weather-proof so they are not affected by ice, sun or extreme temperatures. Also fruit of experience, the upper and lower elastomers are moulded with two edges (patented) to prevent them from slipping out of their housing due to axial forces.

THE MCH TINE

Unrivalled performance

The **rubber protection system** offers many undeniable advantages. The elastomer security is a 100% maintenance-free system, with no need for lubrication. It also has no bushes or pin-based joints and therefore slack in the brackets is simply impossible. On top, it is silent, unlike a traditional spring tine that produces noises due to the friction of the different pivoting elements.

But the main interest of the **Ovlac XLander** tine is undoubtedly its performance. The elastomers are assembled in the factory with a specific pre-load, which gives the tine a high initial trigger pressure. This has two main **advantages**.

On one hand, the tine keeps its optimum angle of attack once in operation. Secondly, this pre-load allows the tine to quickly return to its working position after overcoming an obstacle. The tripping height of the **XLander** tine is also remarkable: more than 30 cm.

For an implement designed to work at a depth of up to 25 cm, this ensures that the tine can comfortably overcome any obstacle without pulling out the whole **XLander** or producing serious damage on its structure.

The 74 cm under-frame clearance and 86 cm (2-row) or 63 cm (3-row) row spacing give the **XLander** a superior performance capability for use in heavy trash and difficult soils. The wide range of wearing parts available allows the implement to have a great versatility of use for any farmer.



THE ACCESSORIES

A real Swiss Army Knife

The right choice of a set of accessories is key for a good performance and it is specific to each soil and cultivation technique. To this end, the XLander can be equipped with a variety of accessories that can be fitted from a basic machine. These can be mounted at any time so the XLander can be adapted to changing requirements if necessary. The target is that the XLander can evolve according to future needs.




ROLLER

The roller is ideal for a reliable depth control and soil preparation and/or reconsolidation. A wide range of rollers is available depending on your needs. It can be quickly and easily adjusted without any tools.




2 OR 3 ROW TINE HARROW

Ideal for levelling the surface without re-consolidating after the tines, the 10 mm, 2- or 3-row spring harrow turns the roots over, ensuring that weeds do not take on again.




ROLLER + 10 MM TINE HARROW

Combining the advantages of each of the above options, soil preparation and crumbling with the roller plus levelling with the harrow, provides a versatile and effective tool for most tasks.



KNIFE COULTERS + ROLLER

The knife coulters harrow is particularly suitable for secondary work, e.g. after ploughing, as it crumbles the clods and gets a perfect finish for the roller to reconsolidate just after it.



LEVELLING BOARDS + ROLLER + HARROW

The perfect tool to get a perfectly even soil after the tines, the levelling boards also provide an excellent basis for the roller to crumble and reconsolidate on the whole of its working width. Last the tine harrow assures a perfect weeding effect.



16 MM ADJUSTABLE TINE HARROW

Not combinable with a roller, this robust, high clearance harrow with 16 mm tines and 85 cm in length levels and crumbles the soil with the possibility of setting a more or less aggressive angle depending on soil conditions.

THE WEARING PARTS

As each user has their own timing, different soils, need to work shallow or deep, etc., it was mandatory for the **XLander** to be **multi-purpose**.

Thus, by selecting a range of different shares, we have made it possible for the tool to weed, stubble, rip, etc. at a depth of between 10 and 25 cm, allowing it to be used several times a year for very different tasks depending on the season (summer stubble, weed control, secondary cultivation, etc.).

Our shares have been developed and selected by specialists who supply high quality yet economical forged parts.

Designed to last. In order to remain efficient right to the end, our wearing parts keep their working width from the beginning to the end of their service life. Their heat treatment enables them to withstand the wear and tear of the soil much longer than others.



**Swallow forged
share 288 x 6 mm.**

Working depth from 7 to 20 cm. Ideal for stubble cultivation as well as weed control. Produces an intense mix of trash and soil.



**Forged shallow
share 275 x 6 mm.**

Working depth from 7 to 15 cm. Ideal for shallow root cutting without altering the soil structure while keeping the moisture in depth.



**Reversible forged
share 400 x 67 x 13 mm.**

Working depth from 7 to 25 cm. Ideal for ripping in first or secondary cultivation. It demands very little effort due to its angle of penetration and its smooth, curved surface around the tine.



**Monobloc sweep
288 x 6 mm.**

Combined with a reversible share, the sweep carries out a shallow cultivation from 7 to 10 cm while maintaining penetration force even in dry soil thanks to the aggressive reversible tip which keeps the arm in the ground while ripping the compacted soil underneath.



**Reversible share with tungsten carbide tiles
360 x 60 x 20 mm.**

Reversible share for highly wearing soils. It also keeps the optimum angle all over its lifespan.

THE WHEELS

A good depth control is crucial, specially in shallow cultivation. It is therefore essential to define the most suitable wheels according to the rear implements (roller or not) and the soil conditions.



8" x 18.7" 16 PR front wheels standard from 21 tines.

Ideal for ploughing in combination with a roller. Recommended for dry and stony areas.



8" x 18.7" 16 PR' side wheels (optional)

Placed on both sides of the Xlander, they are the best solution when the Xlander is not fitted with a roller. Also for versions smaller than 5m as their front wheels do not go over the tractor wheels when folding



2 x 14.5" 200/60 10 PR front wheels (optional)

Ideal for ploughing in combination with a roller for a good precision even at shallow depths. The tyre design largely prevents clogging in wet conditions.



Front twin wheels 200/60 14.5" 10 PR (optional)

These twin wheels are recommended for wider machines, in combination with a roller. They are recommended on damp or loose ground (e.g. on ploughed land). The wheels being on both sides of the arm prevent it from excessive stress when working in slopes. This wheels are standard in GC models.



Wheels 560/45 R 22.5" (standard on XLander-GC) and 600/40 22.5" (Option)

Fitted on the trailed version, they are positioned at the rear for transport and before the tines during work for depth control. They are hydraulically adjustable and feature a memory system to keep the preset working depth after turning at the headland.



8" x 18.7 16 PR



200/60 14.5 10 PR



200/60 14.5 10 PR
Gemelas



560/45 R 22.5"



600/40 22.5"



ROLLERS



400 or 520 mm notched-plate roller

This aggressive roller levels the soil without compacting it. Ideal in dry conditions, it perfectly crumbles and breaks up clods and shreds trash on the surface. Not recommended, specially the 400 mm diameter version, in wet and sticky conditions.



500 mm V-Ring Roller

Good crumbling on well on soil consolidation. Provides an ideal finish ready for seeding. Not advised for stony soils.



3-row 16 mm harrow

With 16 mm tines, a length of 85 cm and an adjustable angle of attack, this harrow works through dense trash without difficulty. It cannot be combined with a roller. It is advisable to equip a pair of wheels for good depth control.



1-row harrow

Placed behind the roller and ideally in combination with levelling boards, it does a fantastic weeding job.



480 or 540 mm bar roller

Ideal for tillage, even on light or already worked soils, it performs good soil conditioning without compacting the soil. Works in dry or wet conditions. The simplest and most versatile roller.



10 mm harrow with 2 or 3 rows

With 10 mm springs, this is an ideal harrow, with or without a roller, to level the soil and bring weed roots up to the surface. When working with much trash, it is advisable to let it work in floating position.



Levelling boards

Placed between the tines and the roller, they are the ideal solution for good levelling on 3-row XLander. A levelled surface allows the roller to work more efficiently and evenly all over the whole working width.



Knife Coulters

Also positioned between the arms and the roller, these knives are recommended for secondary work (after ploughing, for example) to weed and achieve a refined and levelled finish.

TECHNICAL FEATURES

		Folding	Working Width (m)	Transport Width (m)	Power* (CV)	Weight** (kg)	Underbeam clearance (cm)	Tine spacing * (cm)
XLANDER-2 Rows	XLANDER-2-9	Fix	2.45	2.70	70-80	780	74	27 cm
	XLANDER-2-11	Fix	3.00	3.00	85-100	860		
	XLANDER-2-13	Fix	3.50	3.80	100-120	950		
	XLANDER-2-13-P	2 Parts	3.50	2.50	100-120	1.500		
	XLANDER-2-15-P	2 Parts	4.00	2.50	115-135	1.650		
	XLANDER-2-17-P	2 Parts	4.60	2.50	130-150	1.800		
	XLANDER-2-19-P	2 Parts	5.15	2.50	140-170	1.950		
	XLANDER-2-21-P	2 Parts	5.70	2.50	155-190	2.200		
	XLANDER-2-23-P	2 Parts	6.25	3.00	170-210	2.470		
	XLANDER-2-25-P	2 Parts	6.80	3.00	185-225	2.630		
XLANDER-2-27-P	2 Parts	7.35	3.00	200-250	2.790			
XLANDER-3 Rows	XLANDER-3-13	Fix	3.00	3.00	90-105	910	74	23 cm
	XLANDER-3-14	Fix	3.22	3.50	95-115	960		
	XLANDER-3-16	Fix	3.70	4.00	110-130	1.060		
	XLANDER-3-16-P	2 Parts	3.70	2.55	110-130	1.580		
	XLANDER-3-19-P	2 Parts	4.40	2.55	130-150	1.900		
	XLANDER-3-22-P	2 Parts	5.05	2.55	155-190	2.295		
	XLANDER-3-25-P	2 Parts	5.75	2.55	175-225	2.620		
	XLANDER-3-25-PP	2 Parts	5.75	3.00	175-225	2.690		
	XLANDER-3-28-P	2 Parts	6.45	3.00	195-250	2.985		
	XLANDER-3-31-P	2 Parts	7.15	3.00	215-280	3.270		
XLANDER-GC	XLANDER-3-31-GC	3 Parts	7.15	3.00	230-280	6.550	74	23 cm
	XLANDER-3-35-GC	3 Parts	8.00	3.00	240-300	6.810		
	XLANDER-3-39-GC	3 Parts	9.00	3.00	270-350	7.070		
	XLANDER-3-43-GC	3 Parts	10.00	3.00	290-390	7.330		

	Peso (kg/m)
Cage roller 480 mm	80 kg/m
Plate roller 400 mm	80 kg/m
Cage roller 540 mm	90 kg/m
Plate roller 520 mm	90 kg/m
V-Ring Roller 500 mm	120 kg/m
Tine Harrow 2 rows 10 mm	30 kg/m
Tine Harrow 3 rows 10 mm	45 kg/m
Tine Harrow 3 rows 16 mm	120 kg/m

*Recommended powers are just indicative and depend on the working depth, soil conditions, etc.

**Aproximated weights a with 400 mm notched-plate roller.

To calculate the weight of the machine with the roller of your choice, deduct the weight of the 400-mm notched-plate roller and add the weight of the selected roller using the attached table.



90 YEARS OF SOIL PASSION



Conventional ploughs



Shallow ploughs



Short disc harrows



Tine cultivators



Tine cultivators for vineyards



Short disc harrows for vineyards



Polígono Industrial, P-163 / 165 - 34200 - Venta de Baños
 Palencia / Spain - Tel: +34 979 76 10 11
 ovlac@ovlac.com - www.ovlac.com



FONDO EUROPEO
 DE DESARROLLO
 REGIONAL

