

THE BIGGEST IN THE CLASS.
A PLOUGH FOR PROS.




MODELS	SLF/SLH	SLH/SSH
Interbody clearance	105 cm	
Underbeam clearance	72, 78 o 90 cm (90 cm only for shearbolt models)	
Security	Shearbolt - Hydraulic Auto Reset	
Working width adjustment	Manual	Hydraulic
Working width	14, 16, 19 y 21"	12" - 21"
Frame	150 x 150 mm	
Rear wheel	500/45 22,5" hydraulic	
Front wheel	Only for On Land versions: 200/60 14,5" 12 PR	
Spool Valves	3 D.E. for SL models and 4 for SS models - 1 extra D.E. needed for On Land versions	
Shock absorption	Hydraulic shock absorption standard for 7 & 8 models (optional for the rest)	
1 st furrow width	Hydraulic as standard	
Electrovalves	Available to decrease the number of spool valves needed	

SEMIMOUNTED
PLOUGHS
SERIES SS/SL



Polígono Industrial, P-163 / 165
34200 Venta de Baños
Palencia/ España
Tel.: +34 979 76 10 11
Fax: +34 979 76 10 22
comercial@ovlac.com
www.ovlac.com

SS/SL



OPTIONAL EQUIPMENT


SKIMMERS




LARGE CAPACITY




GRASS



TRASHBOARDS



DISC COULTERS



SPRING-LOADED DISC COULTERS



MOULDBOARD PRESSES




SHARE KNIFE

The On Land version allows to work indistinctly on land or in the furrow so it can adapt to any kind of tractor including twin-wheeled or crawlers.


Changing from On Land to In the Furrow or viceversa is as quick and simple as moving a pin, no tools needed.



LANDSIDE EXTENSIONS




ON LAND VERSION



SHOCK ABSORPTION FOR TRANSPORT

BODIES



SLATTED BODY



V-90 BODY



PLASTIC BODY

All **Ovlac** semimounted ploughs feature adjustable working width, manual for SL models and hydraulic for the SS ones.

The range of **Ovlac** semimounted ploughs is conceived to be as user-friendly as possible. Thus, the first furrow width is adjusted hydraulically for all models as standard. Also, the working width can be set fast and easy by means of colour clips.

OVLAC has been manufacturing ploughs, its flagship product, since 1936. Although our product line has expanded over the years with cultivators, disc harrows, shallow ploughs and even a line of vineyard products, the mouldboard plough has always been OVLAC's flagship product. Over time, agricultural machinery has advanced, creating larger, more efficient, and more powerful equipment, which means a higher workload for farmers who need the best quality equipment.

OVLAC's domestic and foreign market has helped to perfect a product capable of adapting to the circumstances of any field, demonstrating a versatility and quality worthy of the professionals in the field.

OVLAC's range of semi-mounted ploughs is the largest in our product line, adapted to high-power tractors, and can be equipped with a wide range of options including different types of bodies and skimmers, deflectors, discs, blades, trashboards, wheels, share knives, etc.

Its robust frame, made of High Elastic Limit Steel (HEL), withstands the stresses of the other components to prevent continuous wear and tear on the parts. Further advantages of this machine are the depth and width adjustment of the first body, which are hydraulically adjustable as standard. If there are not enough spool valves in the tractor, one or more electric valves can be fitted.

In short, a product matured by time and experience in more than 20 countries, designed to meet all the needs of the professional farmer.

